



befame

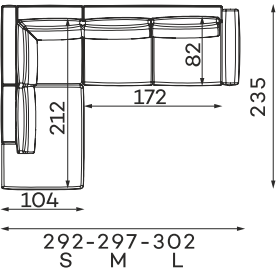
Moon

Moon is a product designed to satisfy those who prefer simple and classic forms. However, do not let the first impression mislead you it is not an ordinary piece of furniture, many of which are available around. We have spent many hours to refine details, especially to adjust proportions and provide you with the best ergonomics of use. That is why it comes with wide and soft seat and backrest cushions or broad sides designed to give you a proper support. Remember that you can dress this piece of furniture, like all other models in our range, with a unique fabric which, combined with the simple body design, will make an interesting colour accent in every room.

Corner sofas

Available in a left-hand or right-hand configuration. The sets below are left-hand facing.

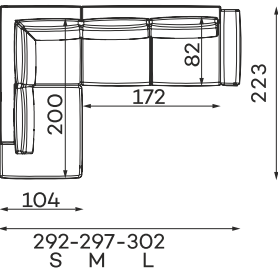
MOON SET 1



SLEEPER SIZE
252 x 132 cm

Side S: 292 x 235 cm
Side M: 297 x 235 cm
Side L: 302x 235 cm

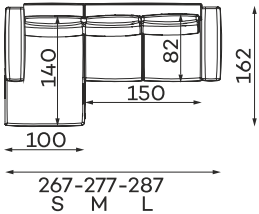
MOON SET 2



SLEEPER SIZE
252 x 132 cm

Side S: 292 x 223 cm
Side M: 297 x 223 cm
Side L: 302x 223 cm

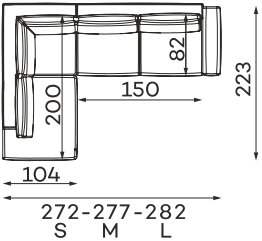
MOON SET 3



SLEEPER SIZE
225 x 132 cm

Side S: 267 x 162 cm
Side M: 277 x 162 cm
Side L: 287 x 162 cm

MOON SET 4

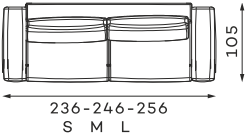


SLEEPER SIZE
232 x 132 cm

Side S: 272 x 223 cm
Side M: 277 x 223 cm
Side L: 282 x 223 cm

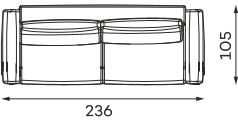
Sofas

3-SEATER SOFA

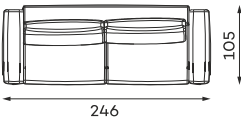


SLEEPER SIZE
198 x 148 cm

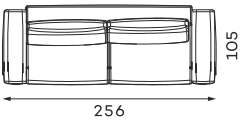
Side S



Side M

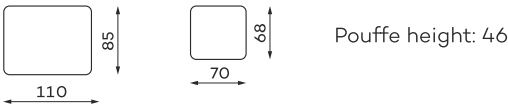


Side L



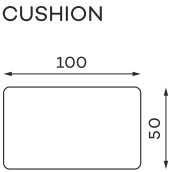

Modular units

LARGE POUFFE SMALL POUFFE

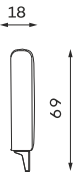


All dimensions of upholstered furniture are given with a tolerance of +/- 4 cm.

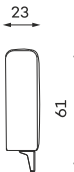
Other dimensions



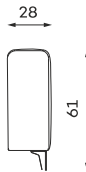
Side S



Side M



Side L



When choosing a sofa or corner, you can choose the side widths S, M, L.

Leg colors availble

CHROME



BLACK



BRASS



What makes the Moon sofa stand out?



They make the seat more flexible and provide excellent underlying support for a highly flexible foam layer.



The highly-flexible foam improves the durability and elasticity of the seat, preventing deformations.



The ergonomic and comfortable design of the backrest and seat perfectly fits the curve of the human body.



The series comes with several colours of legs. Choose your own colour. Do you want to buy the same legs for a chest of drawers? Of course, you can!



Bedding container



Bonnell Spring



You can choose the fabric from dedicated series, including easy-to-clean fabrics.



The upholstered back allows you to put it in the middle of the living room.



Sleeping function

V 02. Product images are for illustrative purposes only and may differ from the actual product. Dimensions in technical descriptions are approximate and may vary (with a tolerance of +/- 3% -4%). The company reserves the right to change the technical specifications provided in product datasheets for regular updates without prior notice.