

befame

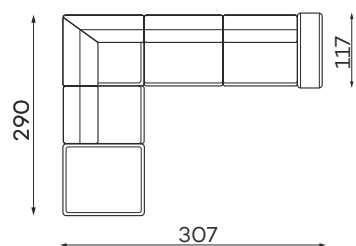
Tivoli



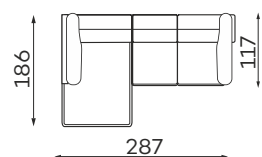
Corner sofas

Available in a left-hand or right-hand configuration. The sets below are left-hand facing.

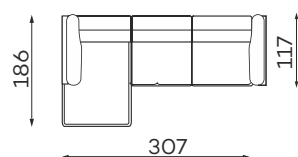
TIVOLI SET 1



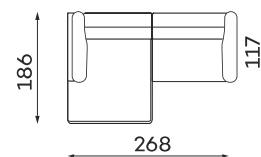
TIVOLI SET 2



TIVOLI SET 3

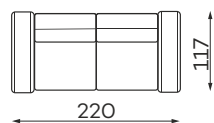


TIVOLI SET 4

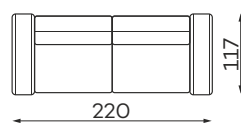


Sofas

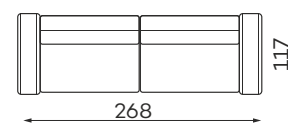
2-SEATER SOFA



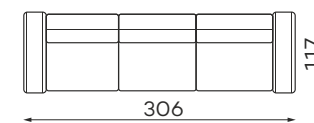
3-SEATER SOFA



3,5-SEATER SOFA



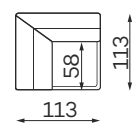
SOF4-SEATERA SOFA



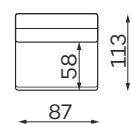
Modular units

Available in a left-hand or right-hand configuration.

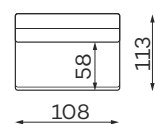
CORNEL ELEMENT



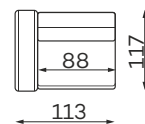
1-SEATER (ARMCHAIR)



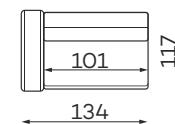
1,5-SEATER (ARMCHAIR)



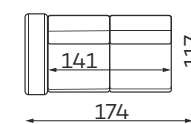
1-SEATER WITH ARMREST



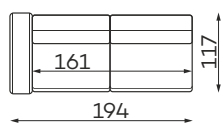
1,5-SEATER WITH ARMREST



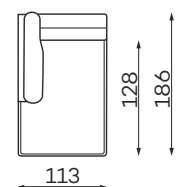
2-SEATER WITH ARMREST



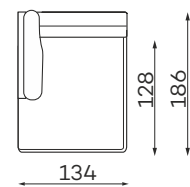
3-SEATER WITH ARMREST



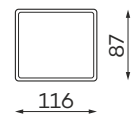
CHAISE LONGUE



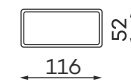
CHAISE LONGUE L



LARGE POUFFE



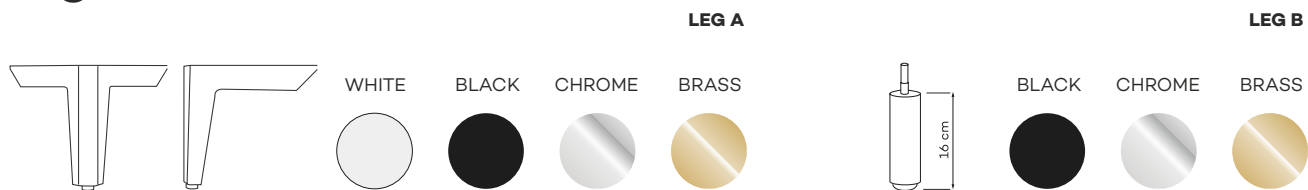
SMALL POUFFE




POUFFE HEIGHT: 46

All dimensions of upholstered furniture are given with a tolerance of +/- 4 cm

Leg colors available



Other dimensions



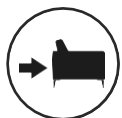
What makes the Tivoli stand out?



Sinuous spring support – Enhanced seat flexibility, high-resilience foam cushioning, long-lasting comfort and durability.



Extensive fabric selection – Water-repellent finishes, easy-clean materials, exclusive collection options.



Fully upholstered design – 360-degree visual appeal, seamless aesthetic integration.



High-resilience foam core – Enhanced seat durability, improved elasticity, resistance to deformation.



Ergonomic seat and backrest – Natural body contour alignment, superior support, elevated comfort.



Customizable leg finishes – Multiple color options, coordinated design possibilities, seamless furniture matching.



Adjustable headrests – Personalized neck and head support, optimal comfort in any position.



Modular design – Custom configurations, adaptable layout, seamless fit for any space.